

### FORT VALLEY

### PEACH COUNTY



#### BUSINESSES

**338** businesses operate in the city,  
**3.6%** of which are manufacturers.

**802** businesses operate in the county,  
**3.4%** of which are manufacturers.



#### RESIDENTS

**8,502** people live in the city. The em-  
ployee-to-residential population ratio is  
**0.45 to 1**.

**26,995** people live in the county. The  
employee-to-residential population ratio  
is **0.39 to 1**.



#### COMMUTE

**4,587** people commute *in* to the city  
for work. **2,310** people commute *out*  
of the city for work.

**7,055** people commute *in* to the coun-  
ty for work. **7,253** people commute  
*out* of the county for work.

**84.8** of city residents drove in a car to  
work, and **12.0** carpooled.

**92.7%** of county residents drove in a  
car to work, and **12.1%** carpooled.

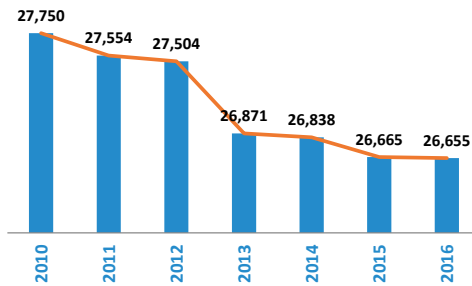
It took city residents an average of  
**19.8 minutes** to get to work.

It took county residents an average of  
**21.9 minutes** to get to work.

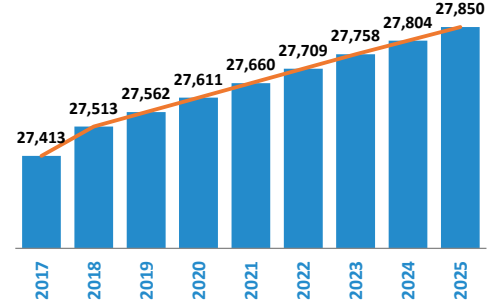
### POPULATION

Peach County's population is projected to grow 2.3% between 2015 and 2025.

#### HISTORICAL POPULATION



#### POPULATION PROJECTIONS

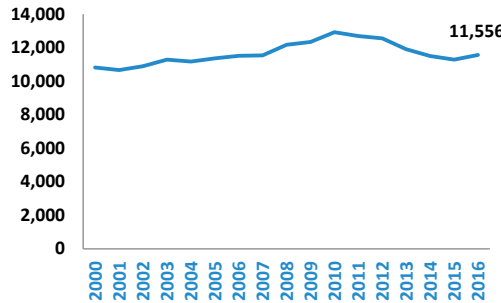


Sources: U.S. Census Bureau, Georgia Governor's Office of Planning and Budget

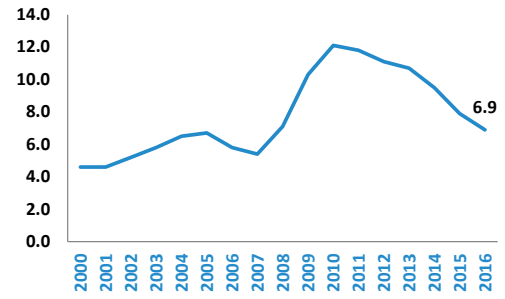
### LABOR

The current county labor force is estimated to be 11,556, a 2.4% increase over the prior year. The most recent annual unemployment rate of 6.9% is greater than typical for Georgia.

#### LABOR FORCE



#### UNEMPLOYMENT RATE




Source: U.S. Bureau of Labor Statistics

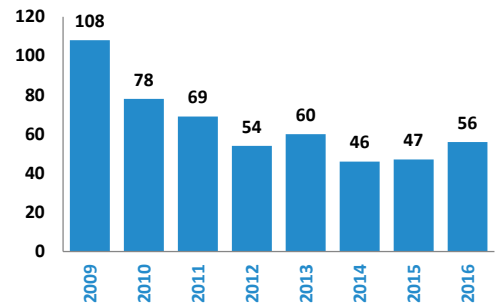
### HOUSING

The median home value is \$136,620, and is projected to grow 22.2% by 2022. New housing permits are on the rise.

#### MEDIAN HOME VALUE



#### HOUSING PERMITS

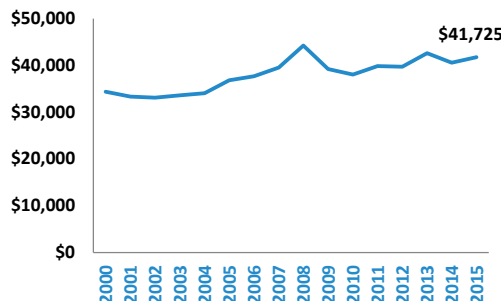


Sources: Esri, U.S. Census Bureau Building Permits Survey

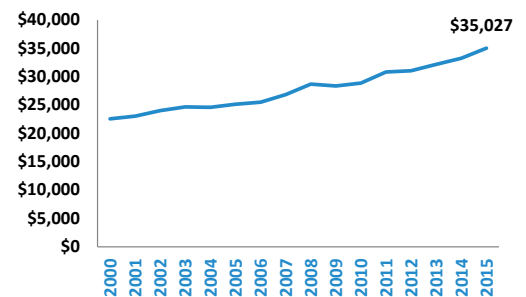
### INCOME

The median household income is projected to grow 2.9% by 2022. Per capita personal income grew by 39.4% between 2005 and 2015.

#### MEDIAN HOUSEHOLD INCOME



#### PER CAPITA INCOME



Sources: Esri, Federal Reserve Economic Data (FRED)